

Del Mar Energy Inc.

Welcome in company



Our Partners



Reuters

NCN

Bloomberg

Del Mar
Energy Inc.



Del Mar Energy is...

About company

Del Mar Energy is an international industrial holding company with its core business in oil, coal and gas production and sales, renewable energy production, road construction, and power generation.

Our activities are regulated by the SEC, and all holding company processes are regularly audited by independent companies Baker Tilly, and Deloitte

Del Mar Energy Inc utilizes a private financing system in operation, which involves paying dividends to investors on a daily basis. There are 5 areas available for clients to earn profits, allowing them to make money from the industry

➤ **EXPORT TO 40 COUNTRIES**

Del Mar Energy Inc. conducts its principal activity in **5 business lines**



GAS & OIL

Available



**ROAD
BUILDING**

Available




**POWER
ENERGY**

Available



**GREEN
ENERGY**

Available



**MINING
ACTIVITIES**

Available

Del Mar Energy Inc.'s historical operating results



\$789,210,961

The holding company
generated an annual profit



30,000

The total number
of investors reached



67

Our products have global
reach, being exported
to countries



24

Has a successful track
record of winning tenders,
with 24 awards to date



Our team

Del Mar Energy's success is driven by a talented workforce of over 3,500 professionals, dedicated to company growth.

Our technicians are available around the clock, every day of the year, to service our numerous sites. Del Mar Energy's employees are united in their pursuit of excellence, striving to improve the company's competitiveness on the international stage. The company is led by highly qualified and experienced professionals.

"At Del Mar Energy Inc., we believe in transparency and fostering strong customer relationships. To that end, we'd like to introduce you to our dedicated management team. Their leadership and guidance are instrumental in driving the company's continuous growth and evolution."



Michael Latham

Founder / CEO

Founded Del Mar Energy Inc in 2002. The company started with a few oil wells, but now Del Mar Energy is a leader in oil production, participates in numerous government tenders and is one of the largest oil exporters to Europe



Stefan Russo

CIO (Chief Information Officer)

During his 2016 internship at Del Mar Energy, Stefan Russo made a significant contribution by developing a new referral system that empowers investors, regardless of their capital, to earn with the company. Stephane Rousseau reduced his client acquisition costs by over 50%



Nick Kaufman

COO (Chief Operating Officer)

Nick Kaufman has served as Vice President of Del Mar Energy since 2018, making significant contributions to the company. He graduated University of Massachusetts and initially worked in law, but in 2013 he met Michael Latham, and that's when Nick first encountered Del Mar Energy. Their paths crossed again in 2018 when Nick Kaufman became an official partner of the company



Thomas Lieberman

CMO (Chief Marketing Officer)

The CEO of Del Mar Energy was born in 1984 in Nevada, where he graduated from the local university. After moving to New York in 2006, Thomas Lieberman worked in marketing and PR with such well-known brands as P&G, Gillette and General Motors. Thomas Lieberman has been with Del Mar Energy since 2011

Roadmap

2002

1Q - founding of the holding company

2003

1Q - the start of gas production facility development

2Q - the holding company has 600 investors

2004

1Q - 900 investors in the holding company

2005

1Q - initiation of the design phase for the first thermal power plant
Commencement of gas production facility building

2006

1Q - the holding company has 1400 investors

2Q - the beginning of the work on laying the first railroad track

2007

1Q - test phase of the referral system

2Q - the beginning of oil and gas production from facilities under the water

Del Mar
Energy Inc.

Roadmap

2008

1Q - the company's first events in New York

2Q - discovery of the BAGGETT 1-8D deposit

2009

1Q - the holding has 1,800 investors

2010

1Q - conceptualization and design of renewable energy production infrastructure

2Q - the holding company has 2,000 investors

2011

1Q - opening of Bailey 1-3 complex

2Q - Del Mar Energy Inc's transition to a flowback method of gas production

2012

1Q - 6 research centers were established to investigate potential deposit sites

2013

1Q - launch of the first facilities for renewable energy generation

2Q - expansion of the company's operations into European markets

3Q - the company's first entry into a tender process through the submission of a bid

Del Mar
Energy Inc.

Roadmap

2014

1Q - development of transportation routes to Europe

2Q - the company has 3,000 investors

3Q - opening of Del Mar Energy's own universities

2015

1Q - the first government order received by Del Mar Energy Inc. for oil exports to Europe

2Q - development of the first fields in Europe

3Q - Del Mar Energy Inc's first event in Europe

2016

1Q - Del Mar Energy's first award for "Reducing Potential Environmental Risk from Mining"

2Q - full introduction of the referral system as a marketing tool

3Q - the company has 5,000 investors

2017

1Q - company's transition to a private financing model

2018

1Q - receiving a state award for creating an export oil standard

2Q - launch of the first production lines dedicated to the manufacturing of industrial solar panels for commercial applications

2019

1Q - Del Mar Energy Inc.'s first tender exceeding \$100,000,000

Del Mar
Energy Inc.

Roadmap

2020

1Q - the holding company has 8,000 investors

2021

1Q - the company wins a tender for the highway construction in France

2Q - initiate the development of PERC coating technology for solar power plant applications

2022

1Q - 20 new wind power platforms became operational across the Americas

2023

1Q - receiving a commendation from Gov. Rick Perry and a Texas senator for boosting the economy

2Q - Del Mar Energy launches a solar panel manufacturing plant to serve wholesale and retail customers

3Q - the first tranche of oil has been delivered to Turkey under a government tender

2024

1Q - the second shipment of oil to Turkey is being transported via the North Atlantic Ocean and the Strait of Gibraltar

2Q - holding company has 30,000 investors

2025

Del Mar
Energy Inc.

Facts in numbers

1

\$789,210,961

This method of development has allowed us to generate 2024 annual company revenue

2

\$289,013,756

Out of its earnings, the company will distribute as a dividend

3

30,000

Expand partner network to customers

4


12

Expand the supply chain to 12 partner countries

Analyzing 2024

For 2024, Del Mar Energy Inc Set A Record In The Speed Of Oil Shipments Across The World To Turkey, Realized A New Solar Panel Technology, Was The First To Discover A Field In The Sea Of Japan Using Advanced 3D Modeling Technology, And Concluded Many Key Strategic Partnerships

**Analyzing 2024 Industrial Trends
Helped Define Renewable Energy's
Development Vector And Craft
A Strategy To Boost Production
Capacity**



Del Mar
Energy Inc.

Features

How it works

Company

Timeline

IBA

Login

Register

Earn money with

Gas & Oil

investing



Del Mar
Energy Inc.

Solutions
Del Mar Inc.



Map Of
Scientific
Centers

Refresh
design



8:88

Del Mar
Energy Inc.

Our documents provide a detailed
analysis of Del Mar Energy Inc.'s
performance. Each report
includes in detail the main
performance indicators of the
company and industrial sectors
under our management.

Documents
and licenses

Annual
Reports



What is private financing?



Daily Payments to Investors

The financial model involves daily remuneration to investors, ensuring consistent returns in the short term



Funds Allocation

Clients' funds are invested in new industrial projects and technologies, while payments are covered by stable, operational project



Mutual Benefits

The system benefits both parties—Del Mar Energy achieves long-term profitability, while investors gain short-term returns

The companies have raised funds and paid out

2017

\$23,154,098

The volume of invested funds
in the company's projects
amounted

\$10,236,420.54

Investors' net income
amounted

2018

\$19,928,341.02

The volume of invested funds
in the company's projects
amounted

\$23,934,572

Investors' net income
amounted

2019

\$21,493,028.92

The volume of invested funds
in the company's projects
amounted

\$39,438,019

Investors' net income
amounted

2020

\$27,893,024.38

The volume of invested funds
in the company's projects
amounted

\$31,732,953.93

Investors' net income
amounted

The companies have raised funds and paid out

2021

\$29,817,513.47

The volume of invested funds
in the company's projects
amounted

\$67,935,022.11

Investors' net income
amounted

2022

\$43,817,513.47

The volume of invested funds
in the company's projects
amounted

\$92,358,035.84

Investors' net income
amounted

2023

\$76,264,179.87

The volume of invested funds
in the company's projects
amounted

\$127,835,094.24

Investors' net income
amounted

2024

\$98,291,071

The volume of invested funds
in the company's projects
amounted

\$289,013,756

Investors' net income
amounted



Reducing Material Costs

Del Mar Energy obtains broken bricks for free through recycling agreements with construction companies, using them to strengthen the soil

Cost Optimization Through Technology

Digital systems and satellite analysis reduce the design cost per kilometer from \$100,000 to \$10,000, saving \$90,000 on each kilometer of roadway.

Competitive Advantage and High Margins

The company achieves a 496% net margin, lowers the cost of road construction (\$2,335,000/mile vs. \$6,818,000 from competitors), and wins tenders by offering favorable pricing to clients

What are holding companies' profit sources for investor payouts?

We will highlight three main sources of profit

Del Mar Energy
maintains official
contacts with
the governments
of many countries





ENVIRONMENTAL PROTECTION

For many years we have been supporting WWF – the World Wildlife Fund

Each year, the company's board of directors decides to sponsor the work of this foundation in Asian countries

IN 2020, WE'VE ALLOCATED \$50,000,000

IN 2021, WE'VE ALLOCATED \$73,000,000

IN 2022, WE HAVE ALLOCATED \$68,000,000

IN 2023, WE HAVE ALLOCATED \$71,000,000


IN 2024, \$78,000,000 HAS BEEN ALLOCATED

AT LEAST \$100,000,000 IS PLANNED FOR 2025

Del Mar Energy: Toward a Sustainable Future

In addition to regular funding from international funds aimed at protecting the environment, Del Mar Energy Inc is committed to optimizing all of its technologies to the most environmentally friendly level possible. To this end, we utilize CCS, Green Manufacturing Technologies, WtE and Smart Grids.

All these technologies allow us to reduce the carbon footprint of industrial activities to a minimum. By 2026, we will have fully switched to electric transportation, which will reduce our CO2 emissions.



Archive of Our Works

PILLOWS A

Project Name: Pillows A

Country: USA

Year: 2008

Total Project Cost:
\$220,000,000

Cost of Del Mar Energy's Work:
\$67,000,000

Dividends paid: \$84,000,000



The Pillows A complex was a cornerstone in the development of Del Mar Energy Inc., setting industry standards, forming the foundation for modern infrastructure, and undergoing significant modernization to improve quality and production control

2008 year

The Pillows A complex, established with 2,500-foot-deep wells, was among the first to use the wellhead method, ensuring stable and cost-effective oil recovery

Industrial benchmark

The complex became a benchmark for the entire industry and served as the foundation for the company's modern infrastructure

Importance for company

The project laid the groundwork for Del Mar Energy Inc.'s system of standards, influencing the design and construction of subsequent facilities

2017 year

Upgrades included advanced filtration and chemical analysis systems, improving oil quality, production monitoring, and overall control processes.

A photograph of an industrial facility, likely an oil or gas processing plant, at dusk or dawn. The scene is illuminated by warm, golden light from the low sun, reflecting off the wet ground in the foreground. Several tall, dark structures with ladders and platforms are visible, along with various pipes and valves. The sky is a mix of blue and orange hues.

Archive of Our Works

AIRHART A

Project Name: Airhart A

Country: USA

Year: 2017

Production: 440 barrels

Dividends paid: \$84,000,000



The AIRHART 1-2 oil complex in Runnels County is a highly efficient facility that integrates innovative filtration technology, optimizing production, reducing costs, and minimizing environmental impact

Location

Located in Runnels County, AIRHART 1-2 produces 440 barrels daily, making it one of the region's largest oil facilities

Filtration system

Patented filters refine and liquefy oil directly at the production site, eliminating the need for transportation to remote refineries

Implementation of innovations

Equipped with modern drilling rigs and innovative technologies, the complex maximizes operational efficiency

Saving

This approach reduces transportation costs, improves efficiency, and lowers the carbon footprint by cutting emissions from transportation



Archive of Our Works

MATO GROSSO- CUAYABA

Project Name:
Mato Grosso-Cuayaba

Partners: Ministry of
Infrastructure of Brazil

Year: 2018

Total Project Cost:
44,000,000 USD

Cost of Del Mar Energy's Work:
\$67,000,000

Dividends paid: \$9,000,000



Del Mar Energy Inc's
14-mile branch line
enhances transportation
and business connectivity
in Cuiaba, utilizing advanced
geological analysis to ensure
cost-efficient and durable
road construction.

Location

The branch line connects Cuiaba's Political and Administrative Center to Marshal Rondon International Airport and links the Cochipo region with the South Center, facilitating tourism and business travel

Thoughtful construction

The analysis process includes cleaning, drying, and crushing rock samples to avoid contaminants and ensure accurate results

Chemical analysis of rocks

Comprehensive rock analysis, from sampling to result interpretation, ensures optimal material selection for various terrain types

Saving

This approach reduces material failure costs by 40%, preventing substrate deformation caused by chemical reactions in the soil




Installation Of Equipment

Minimum Investment
Amount: \$225

Deposit Term: 245 days

Daily rate: 0.952%

ROI: 233%




Field Development

Minimum Investment
Amount: \$20,000

Deposit Term: 223 days

Daily rate: 1.19%

ROI: 265%



Refining And Sale Of Petroleum Products

Minimum Investment
Amount: \$50,000

Deposit Term: 212 days

Daily rate: 1.33%

ROI: 268%


Oil Gas & Oil Gas

Gas & Oil



Del Mar Energy Inc. Specializes In Oil And Gas Production, Offering Services In Field Planning And Refinery Construction. Using Advanced Technologies Like Hydraulic Fracturing, The Company Extracts Hydrocarbons From Hard-To-Reach Layers. Real-Time Monitoring Systems Ensure Efficient Well Management, Enabling Remote Adjustments. When Natural Pressure Is Insufficient, Pumps And Gas Elevators Boost Production, Optimizing Efficiency In Later Field Development Stages

Offshore Field Development



Del Mar Energy Operates Four Offshore Platforms, Producing 220,000 Barrels Per Day And Exporting To Six Countries. Over 14 Years, The Company Has Refined Its Offshore Production Techniques, Overcoming The High Costs Of Drilling And Infrastructure. While Offshore Operations Are Significantly More Expensive Than Onshore, Del Mar Energy's Use Of Artificial Intelligence Has Reduced Drilling Costs To Just 10%. This Innovation Enhances Efficiency, Lowers Expenses, And Solidifies The Company's Competitive Position In The Global Oil Market



Cost Reduction Through Innovation

Del Mar Energy uses advanced seismic techniques, automated drilling, and real-time monitoring to reduce exploration and production costs to \$20 per barrel



Efficiency in Resource Processing


Advanced separation and treatment methods minimize losses and processing expenses, boosting overall efficiency



High Profitability

A \$1,000,000 investment can yield up to \$5,000,000 in net income, funding dividends, expansion, and new technologies

Del Mar's contribution to the development of gas and coal deposits





Peculiarities Of Road Construction



Road Construction Responsibilities

Del Mar Energy is paving roads using recycled concrete, crushed stone, and polycarbonate pavement, utilizing advanced equipment like Güntert & Zimmerman pavers



Global Expertise

The company has repaired over 3.7 million miles of road across 9 countries and completed over 200 projects in 21 countries

Sustainable Cost Optimization

By using waste materials in construction, Del Mar Energy has saved millions in costs and reduced environmental impact, such as saving 6 million tons of construction waste in the U.S. alone



Regular Road Repairs

Minimum Investment
Amount: \$2,500

Deposit Term: 240 days

Daily rate: 0.994%

ROI: 239%



Bridges And Railways

Minimum Investment
Amount: \$100,000

Deposit Term: 220 days

Daily rate: 1.386%

ROI: 305%



Pipelines And Sewers

Minimum Investment
Amount: \$100,000

Deposit Term: 228 days

Daily rate: 1.428%

ROI: 326%

ad **Road Building** Ro

Road Building



Winning The Bid For The Paris-Orleans Highway Introduced Del Mar Energy To Road Construction. By Identifying Problem Areas Through Soil Checks And Road Modeling, The Company Improves Durability. Using Recycled Asphalt, Geotextiles, And Geosynthetics Reduces Costs, Enhances Soil Strength, And Minimizes Environmental Impact




Construction Of Power Plants

Minimum Investment
Amount: \$120,000

Deposit Term: 255 days

Daily rate: 1.414%

ROI: 361%




Installation Of Thermal Power Units

Minimum Investment
Amount: \$75,000

Deposit Term: 230 days

Daily rate: 1.288%

ROI: 296%



Recycling Of Secondary Raw Materials

Minimum Investment
Amount: \$150,000

Deposit Term: 240 days

Daily rate: 1.526%


ROI: 366%

er **Power Energy** Po

Power Energy



Improving Energy Efficiency Is Crucial, Focusing On Reducing Transmission Losses And Using Organic Materials For Heat And Electricity Production. Ensuring Energy Security Involves Diversifying Sources, Developing Storage And Transport Infrastructure, And Building Strategic Reserves. The Sector Is Evolving With A Focus On Sustainability, Smart Grids, And Innovative Technologies To Optimize Energy Distribution And Enhance Flexibility



Sale And Installation Of Solar Modules

Minimum Investment
Amount: \$14,000

Deposit Term: 235 days

Daily rate: 1.12%

ROI: 263%



Windmill Creation

Minimum Investment
Amount: \$100,000

Deposit Term: 248 days

Daily rate: 1.4%

ROI: 347%



Geothermal Resource Exploitation

Minimum Investment
Amount: \$200,000

Deposit Term: 210 days

Daily rate: 1.75%

ROI: 368%

er **Green Energy** G

Green Energy



Improving Energy Efficiency And Ensuring Energy Security Are Key Focuses, Achieved Through Reducing Transmission Losses, Diversifying Energy Sources, And Building Infrastructure For Storage And Transport. The Sector Increasingly Emphasizes Sustainability, Innovative Technologies, And Smart Grids To Optimize Energy Distribution, Enhance Flexibility, And Support Environmental Goals




Development Of Mineral Deposits

Minimum Investment
Amount: \$300,000

Deposit Term: 195 days

Daily rate: 1.932%

ROI: 377%




Coal Mining

Minimum Investment
Amount: \$500,000

Deposit Term: 192 days

Daily rate: 1.988%

ROI: 382%



Steel Production

Minimum Investment
Amount: \$750,000

Deposit Term: 190 days

Daily rate: 2.128%

ROI: 404%

ing Coal Mining Co

Coal Mining



Coal Mining Remains Essential For Energy And Steel Production, With Coking Coal Serving As A Critical Carbon Source For Steelmaking. Rising Steel Production In Emerging Economies Ensures Stable Demand For Coking Coal. Del Mar Energy Utilizes Modern Open-Pit Mining Methods To Reduce Labor And Operating Costs, Enhancing Efficiency And Profitability In This Sector



50% Of The Paper Produced In A Year Is Recycled

Recycling Process

50% Of Annually
Produced Paper
Is Recycled

Waste Paper
Is Sorted, Mixed
With Water And
Chemicals (Caustic
Soda, Hydrogen
Peroxide, Soap),
And Processed Into
Pulp, Which Is Dyed
Or Bleached Before
Papermaking

Paper Production Steps

Pulp Is Vibrated,
Excess Water Is
Removed, Sheets
Are Heated, Dried,
Smoothed, Rolled,
And Cut To The
Required Size After
Quality Control

Cost Optimization

Average Selling Cost
Per A4 Package: \$1.5.
Del Mar Energy
Reduces Production
Costs To \$0.3 Per
Package Through
Input Supply
Contracts, Including
Transport, Storage,
And Cleaning Costs.

Profitability

A \$1,000 Investment
In Recycling Generates
\$12,000 In Net Profit

Profits Are Reinvested
In Business Growth
And Investor
Remuneration

OIL AND GAS

- ✦ Suncor Energy
- ✦ Hess Corporation
- ✦ Cenovus Energy Inc
- ✦ Imperial Oil Limited
- ✦ Coterra Energy Inc
- ✦ Tourmaline Oil Corp.
- ✦ Galp Energia
- ✦ APA Corporation
- ✦ Var Energi
- ✦ Viper Energy


COAL MINING

- ✦ Freeport-McMoRan
- ✦ Newmont Mining
- ✦ Phelps Dodge
- ✦ Arch Resources
- ✦ Peabody Energy
- ✦ Terex Corporation
- ✦ Komatsu
- ✦ Metso
- ✦ OutotecSANY

POWER ENERGY

- ✦ California Resources Corporation
- ✦ Baytex Energy Corp
- ✦ New Hope Corp. Ltd
- ✦ Beach Energy Ltd
- ✦ Talos Energy Inc.
- ✦ Vermilion Energy Inc.
- ✦ Advantage Energy Ltd
- ✦ KAROON Energy
- ✦ Votos Energy Inc.
- ✦ Quantum Energy Inc.
- ✦ Bengal Energy Ltd

Our partners





ROAD REPAIR

- ✦ **Costain**
- ✦ **BAM**
- ✦ **Skanska**
- ✦ **Webcor Builders**
- ✦ **AECOM**
- ✦ **Suffolk Construction**
- ✦ **Hoffman Construction**

GREEN ENERGY

- ✦ **First Solar**
 - ✦ **Renewable Energy Group**
 - ✦ **JinkoSolar Holding Co. Ltd**
 - ✦ **Iberdrola SA**
 - ✦ **Vestas Wind Systems**
 - ✦ **SOLV Energy**
- 

Our partners

Del Mar Energy
uses progressive
optimization
techniques to
maximize growth:



In 2017



In 2020



In 2023



In 2018



In 2021



In 2024

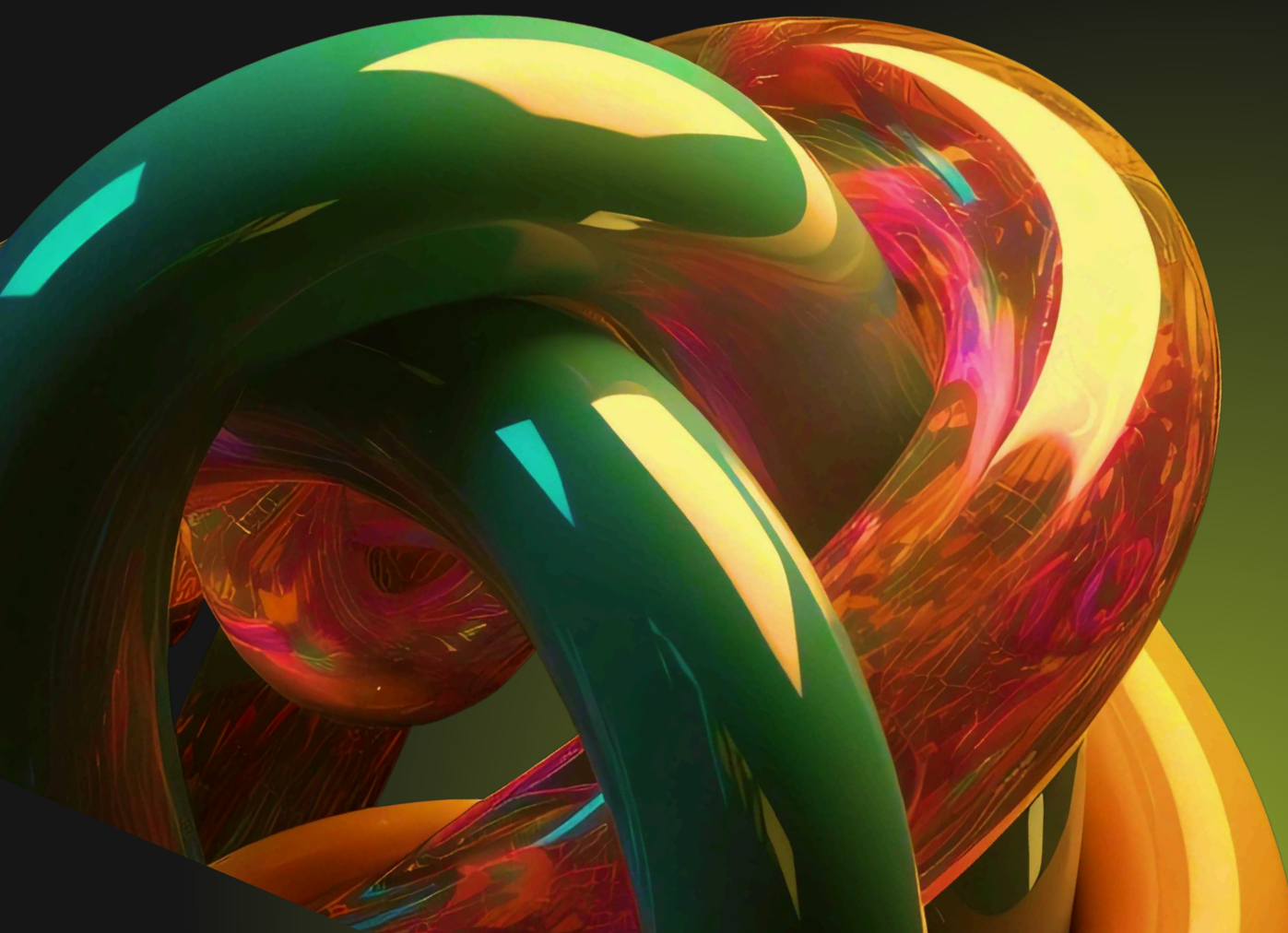


In 2019



In 2022

Del Mar
Energy Inc.



Get Tender From Del Mar Energy Inc.



Tender

Tenders are a competitive process for selecting suppliers, contractors, or service providers based on price, quality, and deadlines

They ensure transparency, fairness, and economic efficiency, benefiting both clients and participants. Winning tenders enhances a company's reputation and attracts new customers.

Facts in numbers

24

Won tenders

37

projects
implemented

\$ 829,378,011

Received
net profit

DURING THE EXISTENCE OF DEL MAR ENERGY INC.
WE WERE AWARDED 24 TENDERS, UNDER WHICH 37 PROJECTS WERE UNDERTAKEN AND COMPLETED.
BRINGING THE HOLDING COMPANY \$829,378,011.

Archive of Our Works

OIL EXPORTS TO TURKEY

Project Name: Oil
Exports to Turkey

Country: Turkey

Year: 2024

Investments raised:
\$2,011,823

Dividends paid: \$7,193,296

ROI: 357.6%



Tenders are a competitive selection process that ensures transparency, fairness, and cost-effectiveness, benefiting both organizations and participating companies

Application

Common in public and private sectors for projects of all sizes, from small purchases to large international contracts

Target of tenders

Used to select suppliers, contractors, or service providers based on price, quality, and delivery time.

Market Impact

Winning large tenders enhances a company's market position, attracting new clients and business opportunities

Benefits

Ensure transparency and fairness, reduce costs, and improve a company's reputation when winning tenders

Archive of Our Works

FIELD DEVELOPMENT IN THE SEA OF JAPAN

Project Name: Field
Development
in the Sea of Japan

Country: Japan

Year: 2008

Investments raised:
\$54,281,022

Dividends paid: \$238,044,718

ROI: 438.5%



Modern 3D modeling technologies significantly enhance resource exploration and reduce field development costs, boosting industrial profitability

Cost Reduction

These technologies cut 90% of field development costs by eliminating the need for primary drilling

Increased Profitability

Hydraulic fracturing technology, planned for use in the Sea of Japan field, will further enhance industrial business profits

Early Production Advantage

3D modeling allows the company to quickly identify resource-rich mining sites and start production ahead of competitors

Soil Analysis

3D modeling facilitates the exploration of the chemical composition of soil, improving resource assessment



What is hydraulic fracturing?

Definition



Hydraulic fracturing involves injecting a special fluid into deep reservoirs under high pressure to create microcracks in rocks, enabling oil and gas to flow freely to extraction wells

Application



This technology allows for the development of shale, low-permeability, and depleted fields that were previously considered uneconomical

Efficiency



Proper use of hydraulic fracturing can boost production by 50–300%, significantly enhancing project profitability

**In the history
of Del Mar
Energy Inc,
we have
expanded
our partner
network to:**

1,800 investors in 2009

3,000 investors in 2014

8,000 investors in 2020


11,500 investors in 2021

16,000 investors in 2022

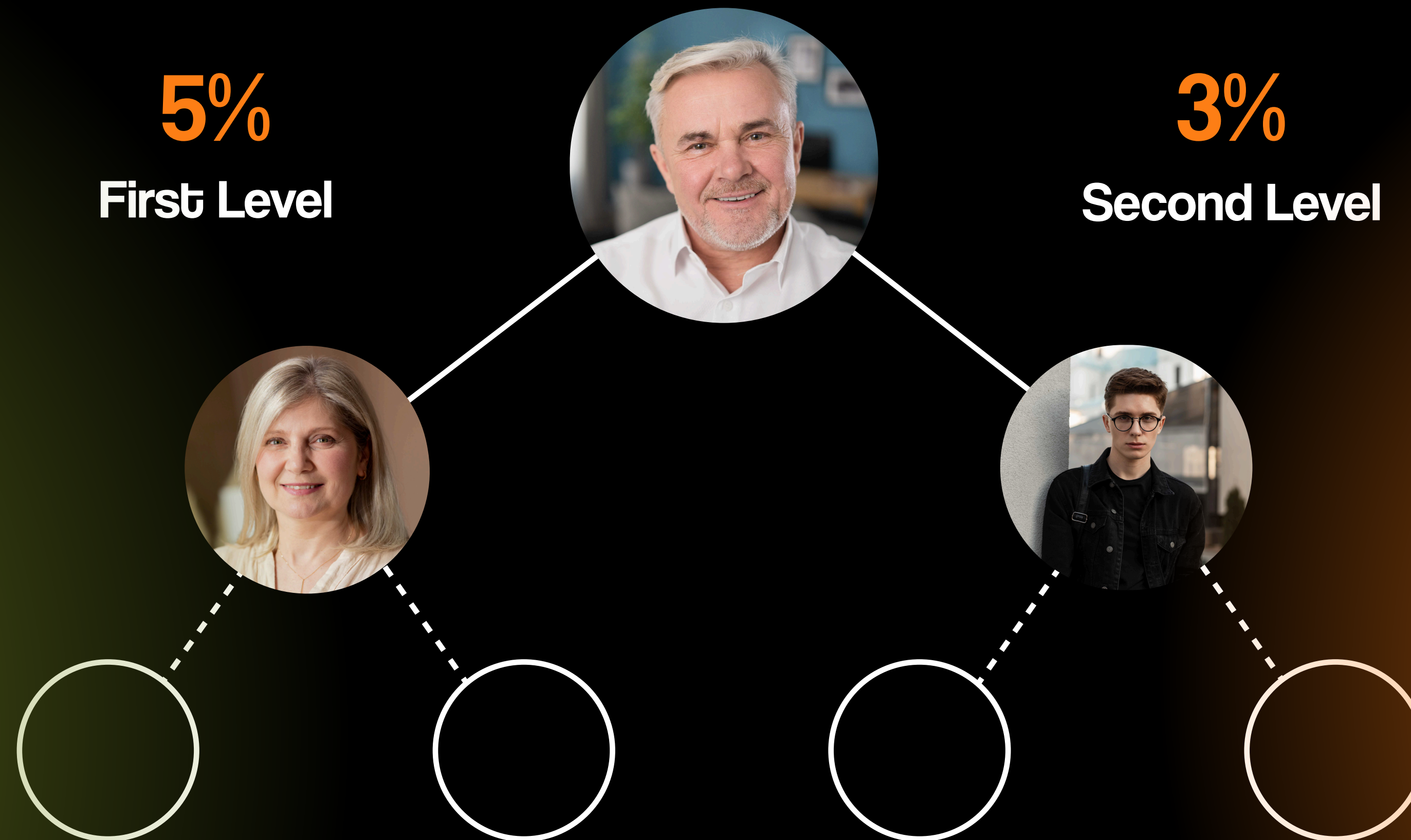
21,000 investors in 2023

28,500 investors in 2024

30,000 investors in 2025



REFERRAL PROGRAM



BONUS PROGRAM

The bonus program allows for additional payouts for account replenishment


Level	Bonus	Deposit Amount	Invested balance
Level 1 "Savings"	1%	> \$750, < \$5,000	> \$5,000
Level 2 "Accumulative"	2%	> \$5,000, < \$7,000	> \$7,000
Level 3 "Advanced"	3%	> \$50,000, < \$100,00	> \$100,000
Level 4 "Premium"	4%	> \$100,000, < \$300,000	> \$300,000

DEPOSIT PROGRAM

Receive additional payouts for keeping your profit balance without withdrawals



Level	Storage Bonus	Storage Period	Example
Level 1	1%	1,000-4,999 USD, 15 days	If you have profit balance of \$4,000, you will get additional \$40 so your total amount would be \$4,040
Level 2	2%	5,000-9,999 USD, 30 days	If you have profit balance of \$7,500, you will get additional \$150 so your total amount would be \$7,650
Level 3	3%	10,000-49,999 USD, 45 days	If you have profit balance of \$25,000, you will get additional \$750 so your total amount would be \$25,750
Level 4	4%	50,000-99,999 USD, 60 days	If you have profit balance of \$75,000, you will get additional \$3,000 so your total amount would be \$78,000
Level 5	5%	100,000+ USD, 90 days	If you have profit balance of \$150,000, you will get additional \$7,500 so your total amount would be \$157,500
<div><div>*All bonuses are paid once *You cannot receive the reward or progress to the next level without completing the previous one</div><div>The percentage paid according to the level</div><div>Amount of your profit balance and number of days for keeping profit balance without withdrawals</div><div>Example and calculations</div></div>			



LOYALTY PROGRAM

The program reduces withdrawal fees, making cooperation more profitable

Operation	PayPal	% Crypto	% Bank cards
Withdrawal more than once a week	10%	8%	15%
Storage of funds for 1 week	8%	6%	14%
Storage 1 month	6%	4%	13%
Storage for 3 months	4%	2%	12%
Storage for 6 months	2%	1%	10%

SEC

The U.S. Securities and Exchange Commission regularly audits our business, so we can assure our clients that their funds will be safely invested

Baker Tilly

Baker Tilly conducts an annual operational review and valuation of all industrial facilities

Deloitte

Deloitte is an independent auditor that annually conducts a full audit of all components of Del Mar Energy's operations from accounting to tax filing

AIG

AIG provides \$20,000,000 in insurance coverage for our clients' investments



**Our business
is regulated**

ANNUAL REPORT 2017

The volume of invested funds
in the company's projects amounted to:

\$23,154,098

Investors' net income amounted to:

\$10,236,420.54

The company's profit amounted to:

\$106,568,625



ANNUAL REPORT 2018

The volume of invested funds
in the company's projects amounted to:

\$19,928,341.02

Investors' net income amounted to:

\$23,934,572

The company's profit amounted to:

\$144,241,510



ANNUAL REPORT 2019

The volume of invested funds
in the company's projects amounted to:

\$21,493,028.92

Investors' net income amounted to:

\$39,438,019

The company's profit amounted to:

\$121,493,028



ANNUAL REPORT 2020

The volume of invested funds
in the company's projects amounted to:

\$27,893,024.38

Investors' net income amounted to:

\$31,732,953.93

The company's profit amounted to:

\$77,982,902



ANNUAL REPORT 2021

The volume of invested funds
in the company's projects amounted to:

\$29,817,513.47

Investors' net income amounted to:

\$67,935,022.11

The company's profit amounted to:

\$187,025,274



ANNUAL REPORT 2022

The volume of invested funds
in the company's projects amounted to:

\$43,817,513.47

Investors' net income amounted to:

\$92,358,035.84

The company's profit amounted to:

\$286,173,618



ANNUAL REPORT 2023

The volume of invested funds
in the company's projects amounted to:

\$76,264,179.87

Investors' net income amounted to:

\$127,835,094.24

The company's profit amounted to:

\$589,760,000



ANNUAL REPORT 2024

The volume of invested funds
in the company's projects amounted to:

\$129,089,248.74

Investors' net income amounted to:

\$467,014,183.24

The company's profit amounted to:

\$789,210,961.12

